

# Smart Sensor (Microwave)



Bluetooth Control



Large Sensing Range



Max Sensing Height



MW Sensor

Recommended to use in **smart industry** solutions.





Smart Sensor (Microwave)



Bluetooth Control



Large Sensing Range



Max Sensing Height



MW Sensor



Daylight Control

## Specification

Item Code	Item Description
821006001800	LEDSmart-BLE2-Rc-MW-Sensor

## Accessory

Item Code	Item Description	IP-class	IK-class
560098000600	LEDSmart-Sensor Surface-Module-WH	IP20	/
560006000900	LEDSmart-Sensor IP65-Base-Module	IP65	IK07
560006001000	LEDSmart-Sensor IP65-Module	IP65	IK07

Technical Specification	
IP-class	IP20 / IP65*
IK-class	IK02 / IK07*
Finishing	White RAL9003
Communication	Opble Bluetooth® Low Energy Mesh
Protection Class	II
Detection diameter (when installed at 2.5-13m height)	Max Ø20m
Detection Angle	360°
Detection Technology	Microwave (MW)
Switch-off Delay time	1min-60min
Daylight Balance	No
Temperature Sensor	No
Humidity Sensor	No

\*Only in combination with IP65/IK07 accessory modules

Electrical Supply	
Power Consumption	2.2W
Nominal Voltage	220-240VAC
Frequency	50/60Hz

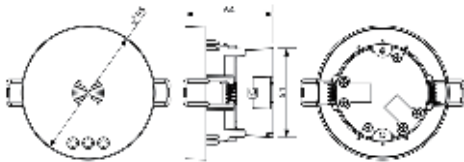
Mechanical Properties	
Housing Material	PC

Application Conditions	
Operating Temperature	-30-55°C

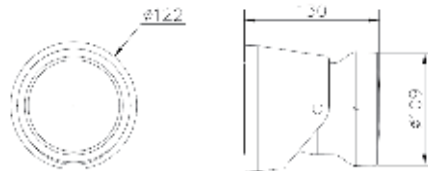
## Packaging Information

Item		Outer box		
Item Code	Item Description	Dimensions(mm) (LxWxH)	Gross Weight (kg)	Packing Qty (pcs/CTN)
821006001800	LEDSmart-BLE2-Rc-MW-Sensor	355*240*245	3.456	18
560098000600	LEDSmart-Sensor Surface-Module-WH	330*220*255	2.736	18
560006000900	LEDSmart-Sensor IP65-Base-Module	445*300*325	6.672	12
560006001000	LEDSmart-Sensor IP65-Module	385*310*325	6.624	12

## Dimensional Drawing (mm)



821006001800 -LEDSmart-BLE2-Rc-MW-Sensor

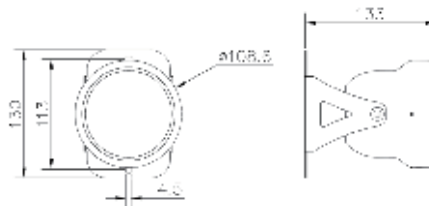


560006000900 - LEDSmart-Sensor IP65-Base-Module

## Dimensional Drawing (mm)



560098000600 - LEDSmart-Sensor Surface-Module-WH



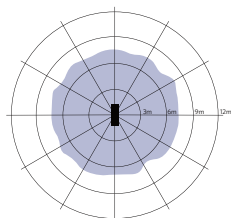
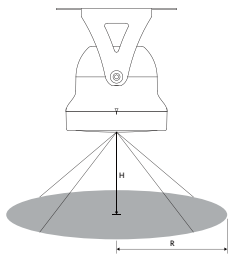
560006001000 - LEDSmart-Sensor IP65-Module

## Installation Opening Drawing (mm)

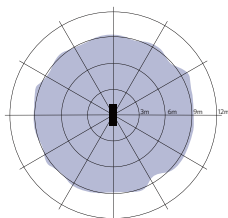
Ø76



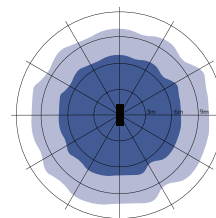
## Detection Range



Installation - Low Ceiling  
Suggested installation height 3m



Installation - Medium Ceiling  
Suggested installation height 8m



Installation - High Ceiling  
Suggested installation height 9-12m

Recommended Height (m)	Sensitivity Setting	Detection Radius (m)
3	Low	7
8	Middle	9
9	High	10
12	High	7